



## Acme Sanitary Ware Co Ltd

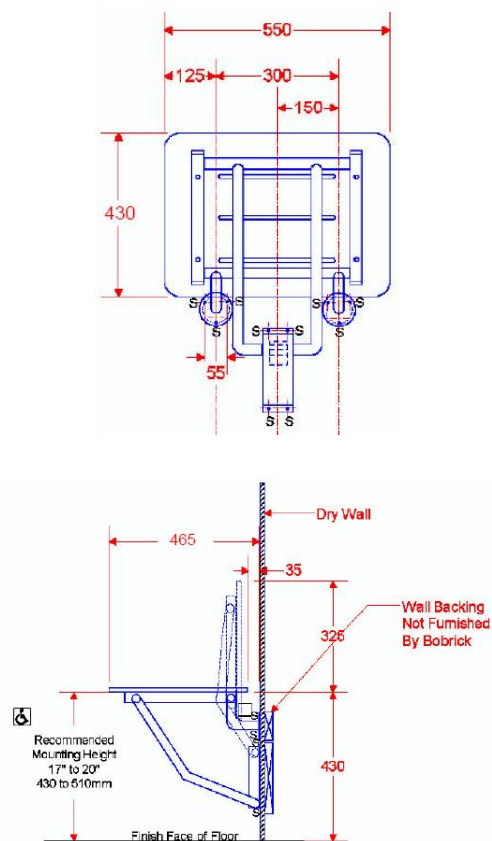
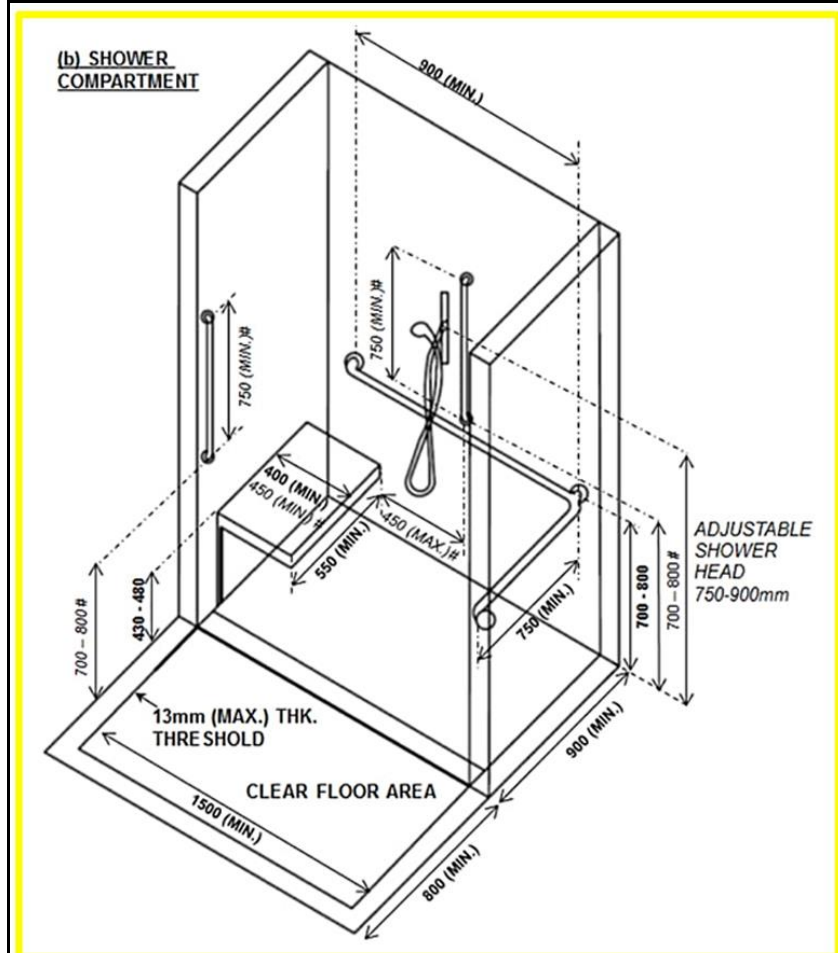
Acme Building, 22-28 Nanking Street, Kowloon, Hong Kong  
 Tel: 2388 7171 Fax: 2710 8012  
 E-mail: acme@acmesanitary.com.hk  
 Website: www.acmesanitaryware.com.hk



PROJECT		REF		REV	ITEM CODE	
LOCATION		DATE			PAGE	

## SANITARY WARE SPECIFICATION SHEET

Item Descriptions	Bobrick (USA) Stainless steel shower folding seat with custom made seat panel in ivory color with Barrier Free Access 2008 (Amendments in April 2017)	<p>Illustration/ Drawing</p> 
Dimensions	L550 x W465 x H325 mm	
Model	B-5191S17	
Material/ Finish	Stainless Steel / Grey or Beige (Seat Cover)	
Manufacturer	Bobrick Washroom Equipment Inc. (USA)	
Supplier	Acme Sanitary Ware Co. Ltd Mr. Eric Wong/ Mr. Don Yuen	
Contact Tel/Fax	(852) 2388-7171 / (852) 2710-8012	
E-mail	acme@acmesanitary.com.hk	
Website	www.acmesanitary.com.hk	



Note: Photo is for reference only. Please specify the colour of seat cover which is locally made for usage in Hong Kong.

Extracted from Design Manual - Barrier Free Access 2008 (Amendments in April 2017)

\* All information of the above is for the reference only. No prior notice is made if any changes.

Source: Bobrick Washroom Equipment



## Acme Sanitary Ware Co Ltd

Acme Building, 22-28 Nanking Street, Kowloon, Hong Kong  
 Tel: 2388 7171 Fax: 2710 8012  
 E-mail: acme@acmesanitary.com.hk  
 Website: www.acmesanitaryware.com.hk

PROJECT		REF		REV	ITEM CODE	
LOCATION		DATE			PAGE	

## SANITARY WARE SPECIFICATION SHEET

**Seat** — One-piece, 5/16" (8mm) thick, solidly fused plastic laminate with matte-finish melamine surfaces, ivory-colored face sheets, and black phenolic-resin core that are integrally bonded — cannot delaminate. Integral slots for water drainage. Secured to frame with stainless steel carriage bolts and acorn nuts.

**Frame** — 18-8 S, type-304, stainless steel with satin finish. 16-gauge (1.6mm), 1-1/4" (30mm) square tubing and 18 -gauge (1.2mm), 1" (25mm) diameter seamless tubing.

**Mounting Flanges (2)** — 18-8 S, type-304, 3/16" (5mm) thick stainless steel with satin finish. 3" (75mm) diameter with three mounting screw holes.

**Baseplate** — 18-8 S, type-304, heavy-gauge stainless steel.

**Spring** — 17-7, type-301, 24-gauge (0.6mm) stainless steel. Spot-welded to baseplate.

**Guide Bracket** — 18-8 S, type-304, 16-gauge (1.6mm) stainless steel with satin finish.

### Solid Phenolic Core Panels

Solid Phenolic Core Panels are composed of melamine impregnated decorative surface papers superimposed over a varying number of Kraft phenolic core sheets to achieve a desired thickness, forming a one piece panel which will not delaminate.



固體酚醛核心板由三聚氰胺浸漬的裝飾性表面紙疊加在不同數量的牛皮紙酚醛芯片上以實現所需的厚度，形成不會分層的單件面板

### Phenolic 酚醛樹脂

Fused under high Pressure 高壓熔合  
(e.g. Diamonds)

1000 psi  
60-90 min


Fused 熔合

Color Melamine 裝飾色紙層

### Phenolic Core

Multiple Sheets of Resin Impregnated Kraft Paper  
多層酚醛樹脂處理紙層

Color Melamine 裝飾色紙層



**Note:** Photo is for reference only. Please specify the colour of seat cover which is locally made for usage in Hong Kong.

\* All information of the above is for the reference only. No prior notice is made if any changes.

Source: Bobrick Washroom Equipment